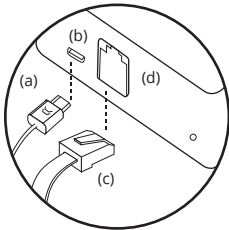


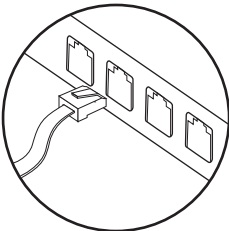
TURBO BEACON

INSTALLATION GUIDE

Welcome to TurboBeacon! Video streaming has never been easier. Simply follow the instructions below to expand your streaming content instantly!

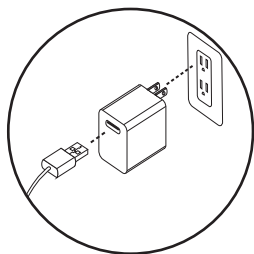


1. Plug the opposite end of the USB cable (a) into the left most slot (b).
2. Plug the ethernet cable (c) into the ethernet slot to the right (d).



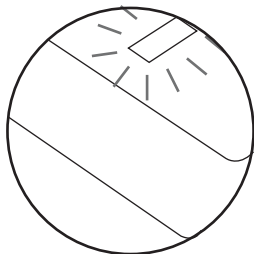
3. Plug the other side of the ethernet cord into your router.

SIDE A



4. Plug the power block into a wall socket.
5. Plug the USB connector into the power block.
6. Connect your desired streaming device (laptop, Xbox, Playstation, etc.) to a new Wifi connection called 'turbobeacon'.*

*Your unique password for this connection is on the bottom of this card.



7. An orange and green light will appear when the device is initially plugged in. As a connection is being made, the light will turn orange. When the box is in use, the light will flash orange to indicate activity. When the box is not in use, there will be no light at all!

SIDE B